




WITNESS TEST REPORT	
Intertek Report No.:	CE-JOB-NDB-20-001189-001
Date of Report issue:	24-11-2020
Total number of pages:	08
Testing Laboratory:	Intertek India Private Limited
Address:	E-26, Block B1, Mohan Co-Operative Industrial Area, Mathura Road, New Delhi -110044, India
Customer / Applicant's name:	Youngman India Pvt. Ltd
Address:	Plot No 14 Ecotech 1 Ext, Greater Noida, Uttar Pradesh 201310, India
Test specification:	
Standard:	EN 1999-1-1: 2007 / A2: 2013
Non-standard test method:	N/A
Test item description:	ALUMINIUM BEAM
Trade Mark:	
Manufacturer:	Youngman India Pvt. Ltd
Manufacturer Address:	Plot No 14 Ecotech 1 Ext, Greater Noida, Uttar Pradesh 201310, India
Ratings:	Not Applicable
Tested by (Name + Signature + Function):	Ankit Kumar (Senior Executive) 
Reviewed by (Name + Signature + Function):	Krunal Shah (Technical Manager) 
An independent organization testing for safety, performance, and certification.	
<p><small>This report is for the exclusive use of Intertek's Client and is provided pursuant to the agreement between Intertek and its Client. Intertek's responsibility and liability are limited to the terms and conditions of the agreement. Intertek assumes no liability to any party, other than to the Client in accordance with the agreement, for any loss, expense or damage occasioned by the use of this report. Only the Client is authorized to copying or distribution this report and then only in its entirety. Any use of the Intertek name or one of its marks for the sale or advertisement of the tested material, product or service must first be approved in writing by Intertek. The observations and test results in this report are relevant only to the sample tested. This report by itself does not imply that the material, product, or service is or has ever been under an Intertek certification program.</small></p>	

General product information: ALUMINIUM BEAM

Testing details:

Date of receipt of test item.....:	3 rd Nov. 2020
Condition of Sample Received.....:	Good
Sample Identification no(s).....:	4.1 mtr LATTICE BEAM, 6.1 mtr LATTICE BEAM & 8.1 mtr LATTICE BEAM
Sample Serial no(s).....:	Not Applicable
Date (s) of performance of Witness test....:	3 rd Nov. 2020

General remarks (If any):

The test results presented in this report relate only to the object tested.
This report shall not be reproduced, except in full, without the written approval of the issuing testing laboratory.

Remarks: This test report documents the findings of verification conducted on the delivered product stated on page 1 of this report. This report is issued based on the tests witnessed in accordance to the standard. It is the sole responsibility of the manufacturer to comply with any statutory and regulatory requirements applicable at the point of use. It does not entitle to carry any safety mark on product covered in this report or similar product(s) based on this report. Further for sales or other application purposes of the test report, any reference to Intertek India Pvt. Ltd. or a test through Intertek India Pvt. Ltd. is only permissible with prior written consent of Intertek India Pvt. Ltd.

SUMMARY OF TEST RESULTS		
Test Sr. no.	Tests performed (name of test and test clause)	Verdict
1	Application of Load As per Clause 8.3.2 of BS 8118(Part-1)	Pass

EQUIPMENT USED				
Sr. No.	Equipment ID	Equipment name	Last calibration date	Next calibration date
1	YM-MT-01	Measuring Tape	20/03/2020	20/03/2021
2	YMI/Loadcell/02	Load Cell-2 Ton	12/10/2020	11/10/2021
3	YMI/Loadcell/03	Load Cell-2 Ton	12/10/2020	11/10/2021
5	YMI/Loadcell/04	Load Cell-5 Ton	12/10/2020	11/10/2021

Test Results

Test Sr. no.	Test Parameter	Test Procedure	Standard Requirements	Observations	Verdict
1	Application of Load	As per Clause 8.3.2 of BS 8118 (Part-1)	The loading to be applied for this optional settling down cycle should not exceed the nominal load or such other load level of loading relating to a limiting deformation criterion for acceptance. The loading should be maintained for at least 15 mins.	Refer Test data Table No.1.	Pass
<p>Structural Performance: Beam structure remained securely intact throughout the test according to EN 1999-1-1: 2007 / A2: 2013 Standard.</p>					
<p>CONCLUSION: The result of the test show that the Beam, built in the current configuration, passes the requirement of EN 1999-1-1: 2007 / A2: 2013 Standard.</p>					

Test Data Table No. 1 :

Allowable loads for Load distributions:

Type of Load		Clear Span (m)		
		4.1	6.1	8.1
Uniformly distributed load	KN/m	8.66	4.09	2.29
Total UDL	KN	33.51	24.01	18.02
Single Point Load (Midpoint)	KN	18.52	12.28	9.15
Two Point Loads (third points)	Each KN	13.89	9.21	6.86
Three Point Loads (quarter points)	Each KN	9.26	6.14	4.57

Deflection versus load distributions:

Safe Load	Span(m)	4.1	6.1	8.1
Compression chord restraint at 1.0 m intervals				
Uniformly distributed load	KN/m	8.66	4.09	2.29
	Deflection	10.50	21.00	35.20
Single Point Load (Mid point)	KN	18.52	12.28	9.15
	Deflection	10.90	19.30	30.90
Two Point Loads (third points)	KN	13.89	9.21	6.86
	Deflection	8.90	22.10	28.00
Three Point Loads (quarter points)	KN	9.26	6.14	4.57
	Deflection	8.20	20.60	33.00

PHOTOGRAPHS

Before Testing :



During Witness Testing

Single Point Load	Single Point Load Cell
	
Initial Reading	Final Reading
	

Two Point Load



Three Point Load



Uniformly distributed load



*****End of report*****